

## Rail Fast Facts For 2019

|   |               |
|---|---------------|
| Freight railroads .....                     | 6             |
| Freight railroad mileage .....              | 1,873         |
| Freight rail employees .....                | 1,620         |
| Average wages & benefits per employee ..... | \$124,710     |
| Railroad retirement beneficiaries .....     | 3,900         |
| Railroad retirement benefits paid .....     | \$100 million |

### U.S. Economy:

According to a Towson University study, in 2017, America's Class I railroads supported:

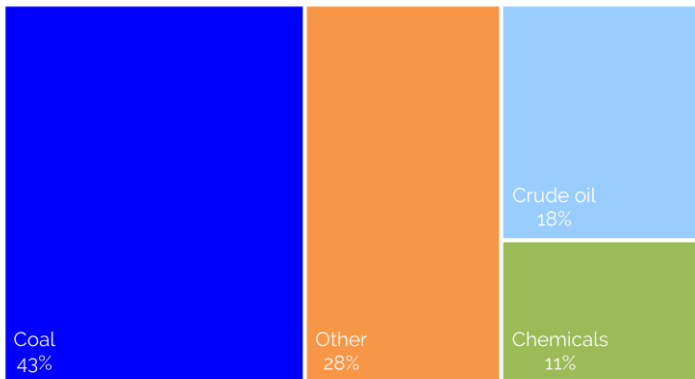


### Sustainability:

Railroads are the most fuel efficient way to move freight over land. It would have taken approximately 8.2 million additional trucks to handle the 147.0 million tons of freight that moved by rail in New Mexico in 2019.



## Rail Traffic Originated in 2019      Total Tons: 9.0 million      Total Carloads: 134,600

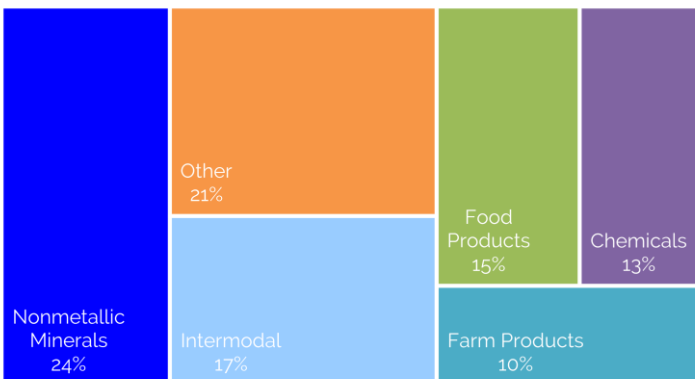


| Commodity | Tons (mil) | Carloads |
|-----------|------------|----------|
| Coal      | 3.9        | 33,100   |
| Crude oil | 1.6        | 17,500   |
| Chemicals | 1.0        | 10,700   |
| Other     | 2.5        | 73,400   |

Source: AAR analysis of industry data

(% based on tonnage)

## Rail Traffic Terminated in 2019      Total Tons: 6.4 million      Total Carloads: 140,700



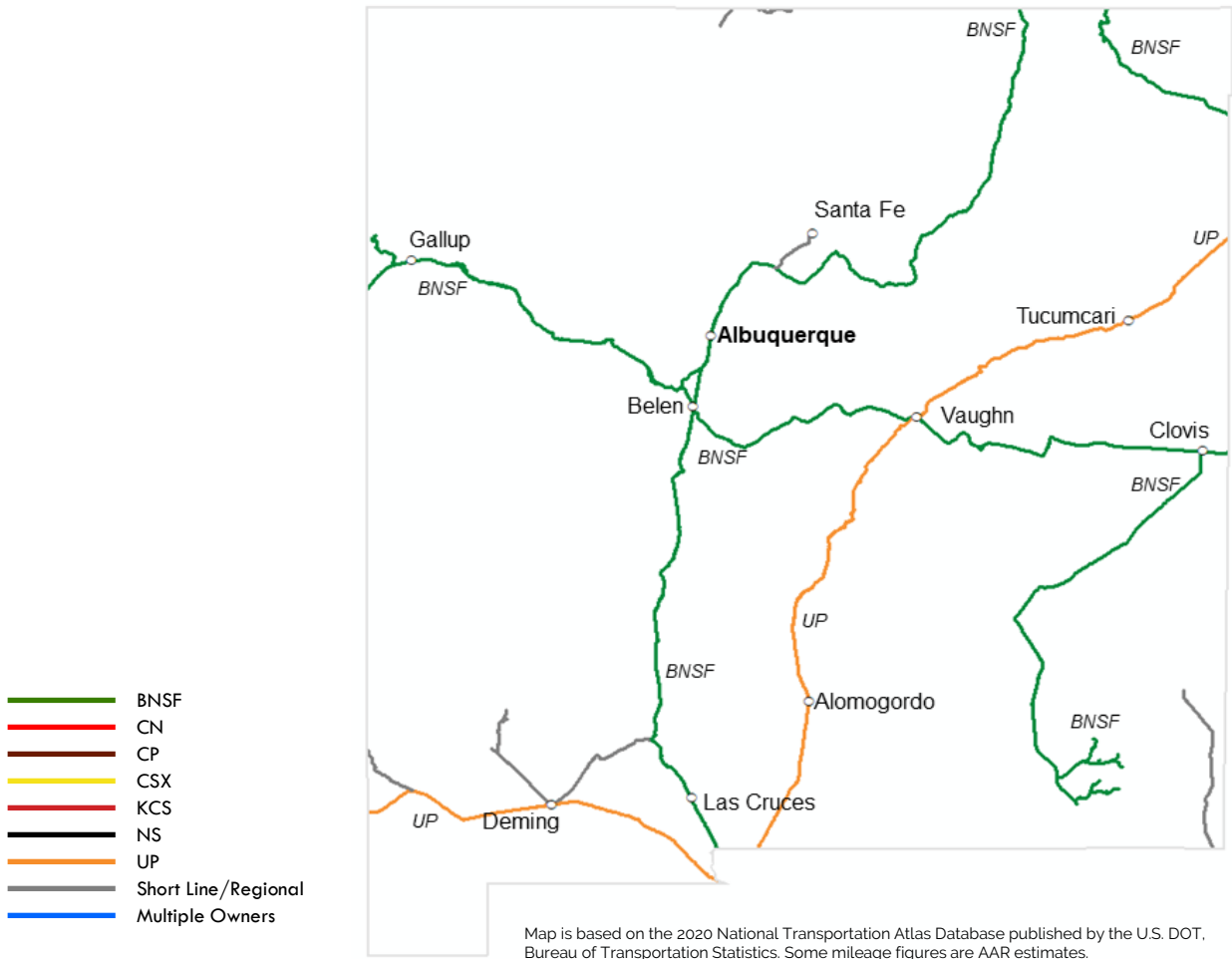
| Commodity            | Tons (mil) | Carloads |
|----------------------|------------|----------|
| Nonmetallic Minerals | 1.6        | 15,100   |
| Intermodal           | 1.1        | 76,800   |
| Food Products        | 0.9        | 9,900    |
| Chemicals            | 0.8        | 8,800    |
| Farm Products        | 0.6        | 6,200    |
| Other                | 1.3        | 24,000   |

Source: AAR analysis of industry data

(% based on tonnage)

|                                | Miles Operated In<br>New Mexico in 2019 |
|--------------------------------|---|
| <b>Class I Railroads</b>       |   |
| BNSF Railway Company           | 1,640                                   |
| Union Pacific Railroad Co.     | 618                                     |
|                                | 2,258                                   |
| <b>Regional Railroads</b>      |   |
| (none)                         |   |
| <b>Short Line Railroads</b>    |   |
| Arizona Eastern Railway        | 50                                      |
| Santa Teresa Southern Railroad | 2                                       |
| Southwestern Railroad          | 116                                     |
| Texas & New Mexico Railway     | 70                                      |
|                                | 238                                     |

| New Mexico<br>2019 Totals | Number<br>of Freight<br>Railroads | Miles Operated                  |                                 |
|---------------------------|-----------------------------------|---------------------------------|---------------------------------|
|                           |                                   | Excluding<br>Trackage<br>Rights | Including<br>Trackage<br>Rights |
| Class I                   | 2                                 | 1,660                           | 2,258                           |
| Regional                  | 0                                 | 0                               | 0                               |
| Short Line                | 4                                 | 213                             | 238                             |
| <b>Total</b>              | 6                                 | 1,873                           | 2,496                           |



**Class I Railroad:** A railroad with 2019 operating revenues of at least \$504.8 million. **Regional Railroad:** A non-Class I line-haul railroad that has annual revenues of at least \$40 million, or that operates at least 350 miles of road and revenues of at least \$20 million. **Short Line Railroad:** A railroad which is neither a Class I nor a Regional Railroad.